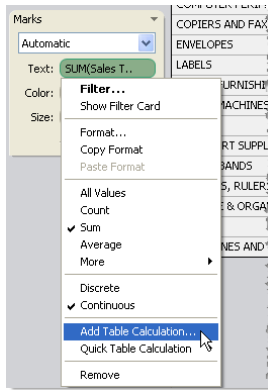


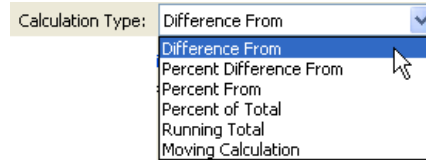
Table Calculations

Table Calculations are computations that are applied to the values in the entire table and are often dependent on the table structure itself. For example, in a sales environment, you can use table calculations to compute the running total of sales across a specified date range or to compute each product's contribution to the total sales in a quarter.

- 1 Open the Table Calculation dialog box.**
Right-click the measure you want to use in the computation and select **Add Table Calculation**.

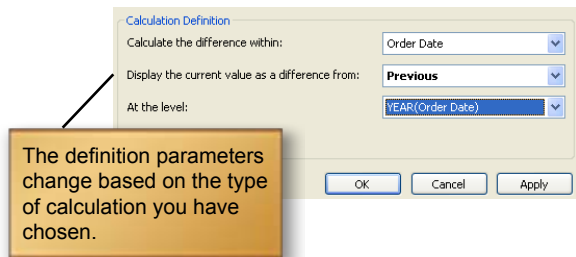


- 2 Select the Type of Calculation.**
In the Table Calculation dialog box, select the type of calculation you want to compute.

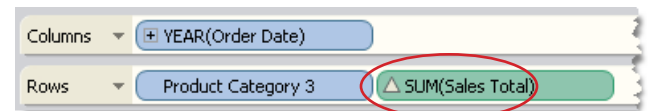


- **Difference From:** show absolute change.
- **Percent Difference From:** show rate of change.
- **Percent From:** show as % of other specified value.
- **Percent From Total:** show values as % of the total.
- **Running Total:** show a cumulative total.
- **Moving Calculation** - smooth short fluctuations to identify long term trends.

- 3 Define the Calculation.**
In the bottom half of the Table Calculation dialog box, define the calculation using the drop-down lists. The calculation definition reads like a sentence.



- 4 See the Calculation in Tableau.**
When you are finished defining the calculation, click **OK**. The measure turns into a new field and is marked as a table calculation.



You can edit the table calculation by selecting **Edit Table Calculation** in the field's context menu.

Using Quick Table Calculations

Tableau offers common table calculations that you can apply to your view quickly without having to define the calculation. The following calculations are available on the Quick Table Calculation menu:

- | | |
|-----------------------|------------------------|
| Running Total | Year to Date Total* |
| Difference | Compound Growth Rate* |
| Percent of Difference | Year over Year Growth* |
| Percent of Total | Year to Date Growth* |
| Moving Average | |

*These date based quick table calculations are only available if you have a date field in the view.

- Add a Quick Table Calculation.**
Right-click the measure you want to use in the computation and select **Quick Table Calculations**.

