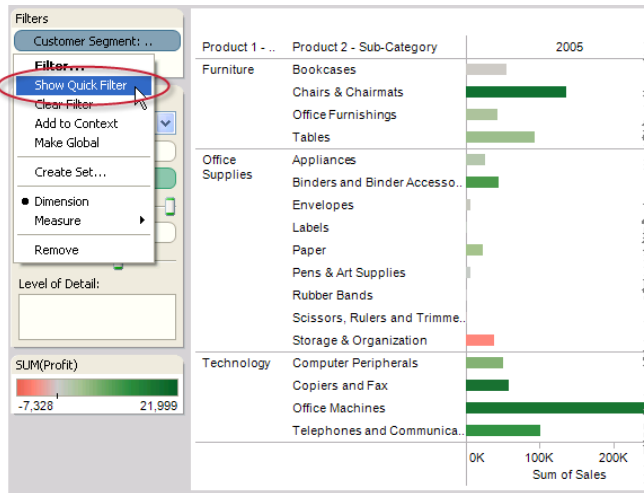


Quick Filter Modes

When you are filtering a dimension, choose from five quick filter modes that best fits the data and how it should be presented. You can either show a Multiple Value list, a Single Value list, a Compact list, a Slider, or Wildcard Match.

1 Turn on a Quick Filter

Right-click a field and select **Show Quick Filter**.



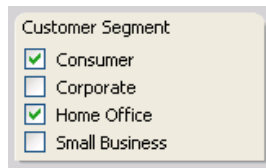
You can turn on quick filters for any field, whether it is in the view or not.

2 Select a Quick Filter Mode

On the quick filter menu select one of the following five modes:

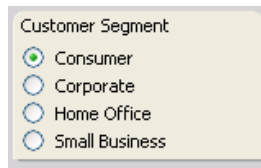
Multiple Value List

Select one or more values in a list.



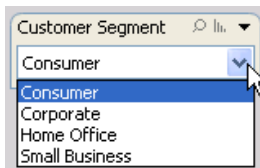
Single Value List

Select one value at a time in a list.



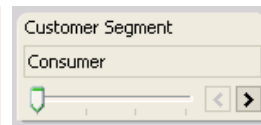
Compact List

Select a single value in a drop-down list.



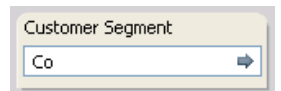
Slider

Drag a horizontal slider to select a single value.



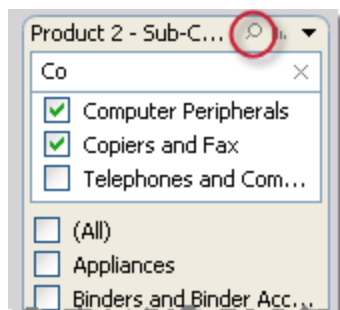
Wildcard Match

Select values containing the specified characters.



3 Search Quick Filter Values

All quick filter modes except Wildcard Match support search so you can quickly find and select values. To search a quick filter click the **Search** button in the title area of the quick filter. Then type value you want to find.



Matching results display below the search box where you can select or deselect them.

Use the (All) option to quickly select and deselect all values in the list.